


**Summary Institution-Level Pass Rate Data: *Traditional Teacher Preparation Program Within IHE***


			<b>HEOA - Title II 2013 - 2014 Academic Year</b>			
<b>Institution Name</b>	DELTA STATE UNIVERSITY					
<b>Institution Code</b>	1163					
<b>State</b>	Mississippi					
						<i>February 12, 2015</i>
			<b>Statewide</b>			
<b>Group</b>	<b>Number Taking Assessment<sup>1</sup></b>	<b>Number Passing Assessment<sup>2</sup></b>	<b>Institutional Pass Rate</b>	<b>Number Taking Assessment<sup>1</sup></b>	<b>Number Passing Assessment<sup>2</sup></b>	<b>Statewide Pass Rate</b>
All program completers, 2013-14	71	69	97%	1260	1186	94%
All program completers, 2012-13	87	83	95%	1270	1207	95%
All program completers, 2011-12	93	93	100%	1631	1591	98%

Note: In cases where there are less than ten students taking the assessment or license/certificate, the number passing and pass rate are not reported.

<sup>1</sup> Number of completers taking one or more assessments within their area of specialization.

<sup>2</sup> Summary level "Number Taking Assessment" may differ from assessment level "Number Taking Assessment" because each student is counted once at the summary level but may be counted in multiple assessments at the assessment level.

**Single Assessment Institution-Level Pass Rate Data: Traditional Teacher Preparation Program Within IHE**


	<b>HEOA - Title II 2013 - 2014 Academic Year</b>
	<b>Institution Name</b>
	<b>Institution Code</b>
	<b>State</b>

DELTA STATE UNIVERSITY  
1163  
Mississippi

February 12, 2015

Assessment Information <sup>1</sup>	Group	Number Taking Assessment	Number Passing Assessment	Institutional Pass Rate	Institutional Average Scaled Score	Assessment Cut Score <sup>2</sup>	Statewide				
							Number Taking Assessment	Number Passing Assessment	Statewide Pass Rate	Statewide Average Scaled Score	
<b>ART CONTENT KNOWLEDGE (DISCONTINUED) (0133)</b>  Test Company: ETS Score Range: 100-200	All enrolled students who have completed all nonclinical courses, 2013-14										
	Other enrolled students, 2013-14										
	All program completers, 2013-14										
	All program completers, 2012-13										
	All program completers, 2011-12	1					139	13	13	100%	169
<b>ART CONTENT KNOWLEDGE (5134)</b>  Test Company: ETS Score Range: 100-200	All enrolled students who have completed all nonclinical courses, 2013-14										
	Other enrolled students, 2013-14						1				
	All program completers, 2013-14	5					158	11	11	100%	171
	All program completers, 2012-13	2					158	10	10	100%	168
	All program completers, 2011-12	2					158	7			
<b>BIOLOGY CONTENT KNOWLEDGE (0235)</b>  Test Company: ETS Score Range: 100-200	All enrolled students who have completed all nonclinical courses, 2013-14						4				
	Other enrolled students, 2013-14	2				150	12	5	42%	147	
	All program completers, 2013-14	1				150	21	21	100%	160	
	All program completers, 2012-13	1				150	16	14	88%	156	
	All program completers, 2011-12	5				150	35	33	94%	161	
<b>BUSINESS ED CONTENT KNOWLEDGE (5101)</b>  Test Company: ETS Score Range: 100-200	All enrolled students who have completed all nonclinical courses, 2013-14						1				
	Other enrolled students, 2013-14										
	All program completers, 2013-14						2				
	All program completers, 2012-13						3				
	All program completers, 2011-12						11	11	100%	163	

**Single Assessment Institution-Level Pass Rate Data: Traditional Teacher Preparation Program Within IHE**


	<b>HEOA - Title II 2013 - 2014 Academic Year</b>
	<b>Institution Name</b>
	<b>Institution Code</b>
	<b>State</b>

DELTA STATE UNIVERSITY  
1163  
Mississippi

February 12, 2015

Assessment Information <sup>1</sup>	Group	Number Taking Assessment	Number Passing Assessment	Institutional Pass Rate	Institutional Average Scaled Score	Assessment Cut Score <sup>2</sup>	Statewide			
							Number Taking Assessment	Number Passing Assessment	Statewide Pass Rate	Statewide Average Scaled Score
<b>CHEMISTRY CONTENT KNOWLEDGE (0245)</b>  Test Company: ETS Score Range: 100-200	All enrolled students who have completed all nonclinical courses, 2013-14	1				151	2			
	Other enrolled students, 2013-14	2				151	2			
	All program completers, 2013-14						1			
	All program completers, 2012-13						4			
	All program completers, 2011-12						10	9	90%	154
<b>ED OF DEAF AND HARD OF HEARING (0271)</b>  Test Company: ETS Score Range: 100-200	All enrolled students who have completed all nonclinical courses, 2013-14									
	Other enrolled students, 2013-14									
	All program completers, 2013-14						1			
	All program completers, 2012-13									
	All program completers, 2011-12						4			
<b>EDUCATION OF YOUNG CHILDREN (5021)</b>  Test Company: ETS Score Range: 100-200	All enrolled students who have completed all nonclinical courses, 2013-14						1			
	Other enrolled students, 2013-14						2			
	All program completers, 2013-14						4			
	All program completers, 2012-13									
	All program completers, 2011-12						2			
<b>ELEM ED CONTENT KNOWLEDGE (5014)</b>  Test Company: ETS Score Range: 100-200	All enrolled students who have completed all nonclinical courses, 2013-14									
	Other enrolled students, 2013-14									
	All program completers, 2013-14						2			
	All program completers, 2012-13									
	All program completers, 2011-12							1		

**Single Assessment Institution-Level Pass Rate Data: Traditional Teacher Preparation Program Within IHE**


	<b>HEOA - Title II 2013 - 2014 Academic Year</b>
	<b>Institution Name</b>
	<b>Institution Code</b>
	<b>State</b>

DELTA STATE UNIVERSITY  
1163  
Mississippi

February 12, 2015

Assessment Information <sup>1</sup>	Group	Number Taking Assessment	Number Passing Assessment	Institutional Pass Rate	Institutional Average Scaled Score	Assessment Cut Score <sup>2</sup>	Statewide			
							Number Taking Assessment	Number Passing Assessment	Statewide Pass Rate	Statewide Average Scaled Score
<b>ELEM ED CURR INSTRUC ASSESSMENT (0011)</b>  Test Company: ETS Score Range: 100-200	All enrolled students who have completed all nonclinical courses, 2013-14	27	27	100%	172	158	144	134	93%	171
	Other enrolled students, 2013-14	20	15	75%	172	158	229	163	71%	165
	All program completers, 2013-14	48	48	100%	172	158	808	799	99%	173
	All program completers, 2012-13	60	60	100%	172	158	841	830	99%	173
	All program completers, 2011-12	53	53	100%	170	158	1010	992	98%	173
<b>ENG LANG LIT COMP CONTENT KNOWLEDGE (0041)</b>  Test Company: ETS Score Range: 100-200	All enrolled students who have completed all nonclinical courses, 2013-14						2			
	Other enrolled students, 2013-14	4				157	13	9	69%	164
	All program completers, 2013-14	6				157	36	36	100%	172
	All program completers, 2012-13	3				157	75	71	95%	171
	All program completers, 2011-12	4				157	81	77	95%	171
<b>ENGLISH LANGUAGE ARTS: CK (5038)</b>  Test Company: ETS Score Range: 100-200	All enrolled students who have completed all nonclinical courses, 2013-14						15	14	93%	174
	Other enrolled students, 2013-14						5			
	All program completers, 2013-14						32	31	97%	176
	All program completers, 2012-13									
	All program completers, 2011-12									
<b>FAMILY AND CONSUMER SCIENCES (5121)</b>  Test Company: ETS Score Range: 100-200	All enrolled students who have completed all nonclinical courses, 2013-14									
	Other enrolled students, 2013-14						1			
	All program completers, 2013-14						1			
	All program completers, 2012-13									
	All program completers, 2011-12									

**Single Assessment Institution-Level Pass Rate Data: Traditional Teacher Preparation Program Within IHE**


	<b>HEOA - Title II 2013 - 2014 Academic Year</b>
	<b>Institution Name</b>
	<b>Institution Code</b>
	<b>State</b>

DELTA STATE UNIVERSITY  
1163  
Mississippi

February 12, 2015

Assessment Information <sup>1</sup>	Group	Number Taking Assessment	Number Passing Assessment	Institutional Pass Rate	Institutional Average Scaled Score	Assessment Cut Score <sup>2</sup>	Statewide			
							Number Taking Assessment	Number Passing Assessment	Statewide Pass Rate	Statewide Average Scaled Score
<b>FRENCH WORLD LANGUAGE (5174)</b>  Test Company: ETS Score Range: 100-200	All enrolled students who have completed all nonclinical courses, 2013-14						1			
	Other enrolled students, 2013-14									
	All program completers, 2013-14									
	All program completers, 2012-13						1			
	All program completers, 2011-12						1			
<b>GERMAN WORLD LANGUAGE (5183)</b>  Test Company: ETS Score Range: 100-200	All enrolled students who have completed all nonclinical courses, 2013-14									
	Other enrolled students, 2013-14									
	All program completers, 2013-14						1			
	All program completers, 2012-13									
	All program completers, 2011-12									
<b>HEALTH EDUCATION (DISCONTINUED) (5550)</b>  Test Company: ETS Score Range: 250-990	All enrolled students who have completed all nonclinical courses, 2013-14									
	Other enrolled students, 2013-14						4			
	All program completers, 2013-14						1			
	All program completers, 2012-13									
	All program completers, 2011-12						3			
<b>HEALTH EDUCATION (5551)</b>  Test Company: ETS Score Range: 100-200	All enrolled students who have completed all nonclinical courses, 2013-14						1			
	Other enrolled students, 2013-14						1			
	All program completers, 2013-14									
	All program completers, 2012-13									
	All program completers, 2011-12									


**Single Assessment Institution-Level Pass Rate Data: Traditional Teacher Preparation Program Within IHE**

	<b>HEOA - Title II 2013 - 2014 Academic Year</b>
	<b>Institution Name</b> DELTA STATE UNIVERSITY
	<b>Institution Code</b> 1163
	<b>State</b> Mississippi

February 12, 2015

Assessment Information <sup>1</sup>	Group	Number Taking Assessment	Number Passing Assessment	Institutional Pass Rate	Institutional Average Scaled Score	Assessment Cut Score <sup>2</sup>	Statewide				
							Number Taking Assessment	Number Passing Assessment	Statewide Pass Rate	Statewide Average Scaled Score	
<b>MATHEMATICS CONTENT KNOWLEDGE (0061)</b>  Test Company: ETS Score Range: 100-200	All enrolled students who have completed all nonclinical courses, 2013-14										
	Other enrolled students, 2013-14	1				128	7				
	All program completers, 2013-14						14	14	100%	142	
	All program completers, 2012-13	3				128	46	42	91%	139	
	All program completers, 2011-12	3				123	53	53	100%	140	
<b>MATHEMATICS: CK (5161)</b>  Test Company: ETS Score Range: 100-200	All enrolled students who have completed all nonclinical courses, 2013-14						10	2	20%	144	
	Other enrolled students, 2013-14						10	2	20%	139	
	All program completers, 2013-14						26	16	62%	159	
	All program completers, 2012-13						1				
	All program completers, 2011-12										
<b>MUSIC CONTENT KNOWLEDGE (0113)</b>  Test Company: ETS Score Range: 100-200	All enrolled students who have completed all nonclinical courses, 2013-14	3				161	7				
	Other enrolled students, 2013-14	1				161	20	4	20%	153	
	All program completers, 2013-14	2				161	91	68	75%	164	
	All program completers, 2012-13	4				161	34	18	53%	160	
	All program completers, 2011-12	8				139	62	62	100%	160	
<b>PHYSICAL ED CONTENT KNOWLEDGE (5091)</b>  Test Company: ETS Score Range: 100-200	All enrolled students who have completed all nonclinical courses, 2013-14	1				145	13	13	100%	153	
	Other enrolled students, 2013-14	1				145	28	21	75%	147	
	All program completers, 2013-14	5				145	71	70	99%	154	
	All program completers, 2012-13	6				145	60	52	87%	151	
	All program completers, 2011-12	7				138	108	106	98%	151	

**Single Assessment Institution-Level Pass Rate Data: Traditional Teacher Preparation Program Within IHE**


	<b>HEOA - Title II 2013 - 2014 Academic Year</b>
	<b>Institution Name</b>
	<b>Institution Code</b>
	<b>State</b>

DELTA STATE UNIVERSITY  
1163  
Mississippi

February 12, 2015

Assessment Information <sup>1</sup>	Group	Number Taking Assessment	Number Passing Assessment	Institutional Pass Rate	Institutional Average Scaled Score	Assessment Cut Score <sup>2</sup>	Statewide				
							Number Taking Assessment	Number Passing Assessment	Statewide Pass Rate	Statewide Average Scaled Score	
<b>PHYSICS CONTENT KNOWLEDGE (5265)</b>  Test Company: ETS Score Range: 100-200	All enrolled students who have completed all nonclinical courses, 2013-14										
	Other enrolled students, 2013-14						1				
	All program completers, 2013-14						1				
	All program completers, 2012-13						1				
	All program completers, 2011-12						1				
<b>PRAXIS I MATHEMATICS (0730)</b>  Test Company: ETS Score Range: 150-190	All enrolled students who have completed all nonclinical courses, 2013-14										
	Other enrolled students, 2013-14						2				
	All program completers, 2013-14						2				
	All program completers, 2012-13						2				
	All program completers, 2011-12						11	11	100%	177	
<b>PRAXIS I READING (0710)</b>  Test Company: ETS Score Range: 150-190	All enrolled students who have completed all nonclinical courses, 2013-14										
	Other enrolled students, 2013-14						2				
	All program completers, 2013-14						2				
	All program completers, 2012-13						2				
	All program completers, 2011-12						11	11	100%	178	
<b>PRAXIS I WRITING (0720)</b>  Test Company: ETS Score Range: 150-190	All enrolled students who have completed all nonclinical courses, 2013-14										
	Other enrolled students, 2013-14						2				
	All program completers, 2013-14						2				
	All program completers, 2012-13						2				
	All program completers, 2011-12						10	10	100%	177	

**Single Assessment Institution-Level Pass Rate Data: Traditional Teacher Preparation Program Within IHE**

	<b>HEOA - Title II 2013 - 2014 Academic Year</b>
	<b>Institution Name</b>
	<b>Institution Code</b>
	<b>State</b>


DELTA STATE UNIVERSITY  
1163  
Mississippi

February 12, 2015

Assessment Information <sup>1</sup>	Group	Number Taking Assessment	Number Passing Assessment	Institutional Pass Rate	Institutional Average Scaled Score	Assessment Cut Score <sup>2</sup>	Statewide			
							Number Taking Assessment	Number Passing Assessment	Statewide Pass Rate	Statewide Average Scaled Score
<b>PRINC LEARNING AND TEACHING 5-9 (DISCONTINUED) (0523)</b>  Test Company: ETS Score Range: 100-200	All enrolled students who have completed all nonclinical courses, 2013-14									
	Other enrolled students, 2013-14									
	All program completers, 2013-14									
	All program completers, 2012-13									
	All program completers, 2011-12						10	10	100%	161
<b>PRINC LEARNING AND TEACHING 5-9 (5623)</b>  Test Company: ETS Score Range: 100-200	All enrolled students who have completed all nonclinical courses, 2013-14									
	Other enrolled students, 2013-14						1			
	All program completers, 2013-14						14	12	86%	170
	All program completers, 2012-13						6			
	All program completers, 2011-12						4			
<b>PRINC LEARNING AND TEACHING 7-12 (DISCONTINUED) (0524)</b>  Test Company: ETS Score Range: 100-200	All enrolled students who have completed all nonclinical courses, 2013-14	1				152	3			
	Other enrolled students, 2013-14	4				152	27	21	78%	158
	All program completers, 2013-14						3			
	All program completers, 2012-13	5				152	9			
	All program completers, 2011-12	25	25	100%	164	152	248	247	100%	167
<b>PRINC LEARNING AND TEACHING 7-12 (5624)</b>  Test Company: ETS Score Range: 100-200	All enrolled students who have completed all nonclinical courses, 2013-14	11	10	91%	164	157	76	73	96%	169
	Other enrolled students, 2013-14	4				157	94	62	66%	162
	All program completers, 2013-14	22	22	100%	169	157	380	363	96%	169
	All program completers, 2012-13	22	22	100%	170	157	348	341	98%	169
	All program completers, 2011-12	14	14	100%	170	157	258	249	97%	167




**Single Assessment Institution-Level Pass Rate Data: Traditional Teacher Preparation Program Within IHE**

	<b>HEOA - Title II 2013 - 2014 Academic Year</b>
	<b>Institution Name</b> DELTA STATE UNIVERSITY
	<b>Institution Code</b> 1163
	<b>State</b> Mississippi

February 12, 2015

Assessment Information <sup>1</sup>	Group	Number Taking Assessment	Number Passing Assessment	Institutional Pass Rate	Institutional Average Scaled Score	Assessment Cut Score <sup>2</sup>	Statewide			
							Number Taking Assessment	Number Passing Assessment	Statewide Pass Rate	Statewide Average Scaled Score
<b>PRINC LEARNING AND TEACHING EARLY CHILD (5621)</b>  Test Company: ETS Score Range: 100-200	All enrolled students who have completed all nonclinical courses, 2013-14						1			
	Other enrolled students, 2013-14						1			
	All program completers, 2013-14						4			
	All program completers, 2012-13									
	All program completers, 2011-12									
<b>PRINC LEARNING AND TEACHING K-6 (DISCONTINUED) (0522)</b>  Test Company: ETS Score Range: 100-200	All enrolled students who have completed all nonclinical courses, 2013-14									
	Other enrolled students, 2013-14	1				152	29	24	83%	160
	All program completers, 2013-14						2			
	All program completers, 2012-13						17	17	100%	161
	All program completers, 2011-12	31	31	100%	167	152	503	497	99%	170
<b>PRINC LEARNING AND TEACHING K-6 (5622)</b>  Test Company: ETS Score Range: 100-200	All enrolled students who have completed all nonclinical courses, 2013-14	27	27	100%	172	160	156	143	92%	171
	Other enrolled students, 2013-14	19	15	79%	167	160	187	141	75%	166
	All program completers, 2013-14	49	49	100%	172	160	850	830	98%	172
	All program completers, 2012-13	60	60	100%	172	160	881	872	99%	172
	All program completers, 2011-12	23	23	100%	168	160	594	584	98%	172
<b>SE CORE KNOWLEDGE &amp; APPLICATIONS (5354)</b>  Test Company: ETS Score Range: 100-200	All enrolled students who have completed all nonclinical courses, 2013-14						15	15	100%	166
	Other enrolled students, 2013-14						6			
	All program completers, 2013-14						43	42	98%	167
	All program completers, 2012-13						58	56	97%	169
	All program completers, 2011-12						64	63	98%	171

**Single Assessment Institution-Level Pass Rate Data: Traditional Teacher Preparation Program Within IHE**

	<b>HEOA - Title II 2013 - 2014 Academic Year</b>
	<b>Institution Name</b> DELTA STATE UNIVERSITY
	<b>Institution Code</b> 1163
	<b>State</b> Mississippi

February 12, 2015

Assessment Information <sup>1</sup>	Group	Number Taking Assessment	Number Passing Assessment	Institutional Pass Rate	Institutional Average Scaled Score	Assessment Cut Score <sup>2</sup>	Statewide			
							Number Taking Assessment	Number Passing Assessment	Statewide Pass Rate	Statewide Average Scaled Score
<b>SOCIAL STUDIES CONTENT KNOWLEDGE (0081)</b>  Test Company: ETS Score Range: 100-200	All enrolled students who have completed all nonclinical courses, 2013-14	6				150	21	18	86%	161
	Other enrolled students, 2013-14						26	12	46%	148
	All program completers, 2013-14	4				150	82	78	95%	162
	All program completers, 2012-13	8				150	96	88	92%	161
	All program completers, 2011-12	9				143	140	140	100%	160
<b>SPANISH WORLD LANGUAGE (5195)</b>  Test Company: ETS Score Range: 100-200	All enrolled students who have completed all nonclinical courses, 2013-14						2			
	Other enrolled students, 2013-14									
	All program completers, 2013-14						4			
	All program completers, 2012-13						8			
	All program completers, 2011-12						4			
<b>SPEECH COMMUNICATION: CK (5221)</b>  Test Company: ETS Score Range: 100-200	All enrolled students who have completed all nonclinical courses, 2013-14						1			
	Other enrolled students, 2013-14									
	All program completers, 2013-14						1			
	All program completers, 2012-13									
	All program completers, 2011-12						1			

Note: In cases where there are less than ten students taking the assessment or license/certificate, the number passing and pass rate are not reported.

<sup>1</sup>Tests with multiple delivery options (computer, paper, etc.) will be noted with the assessment code for one format only.

<sup>2</sup>Cut scores may vary for groups depending upon when the cut scores are established by the state and when each group completed their teacher certification or licensure assessment.